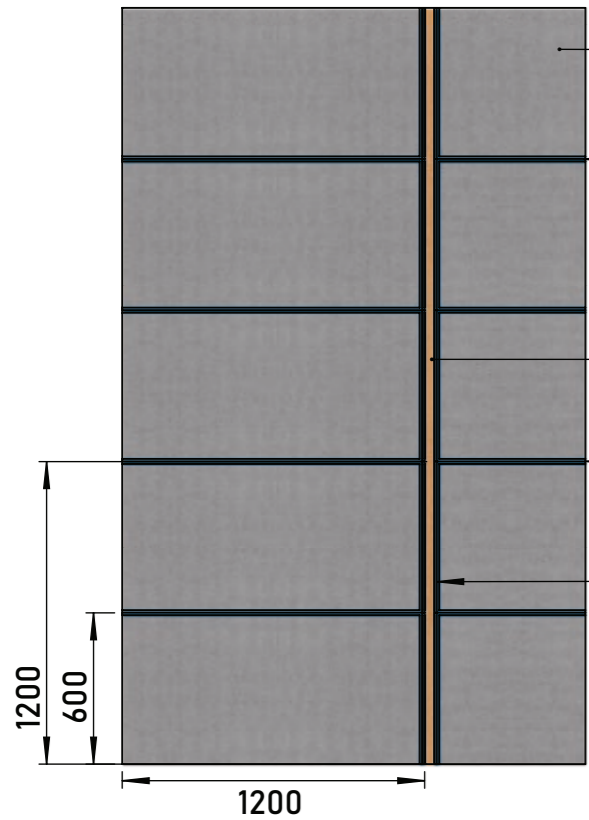



DO NOT SCALE. IF IN DOUBT ASK!

FB180 50mm: 60/30  
FB180 60mm: 90/60



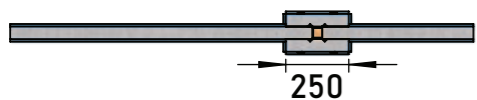
- FIREFLY® ABLATIVE BATT
- THE OUTER EDGES OF THE BATT ARE PAINTED WITH FIREFLY® ABLATIVE COATING BEFORE BEING FRICTION FIT BETWEEN THE TIMBERS
- 38mm x 38mm MINIMUM THICKNESS TIMBER
- JOINTS BETWEEN ABLATIVE BATTS TO BE FINISHED WITH A 6mm BEAD OF FIREFLY® INTUMESCENT ACRYLIC, FLATTENED OVER THE JOINT
- A 6mm BEAD OF FIREFLY® INTUMESCENT ACRYLIC IS APPLIED TO THE ABLATIVE BATT, NEXT TO THE TIMBER, READY TO RECEIVE THE PATRESS



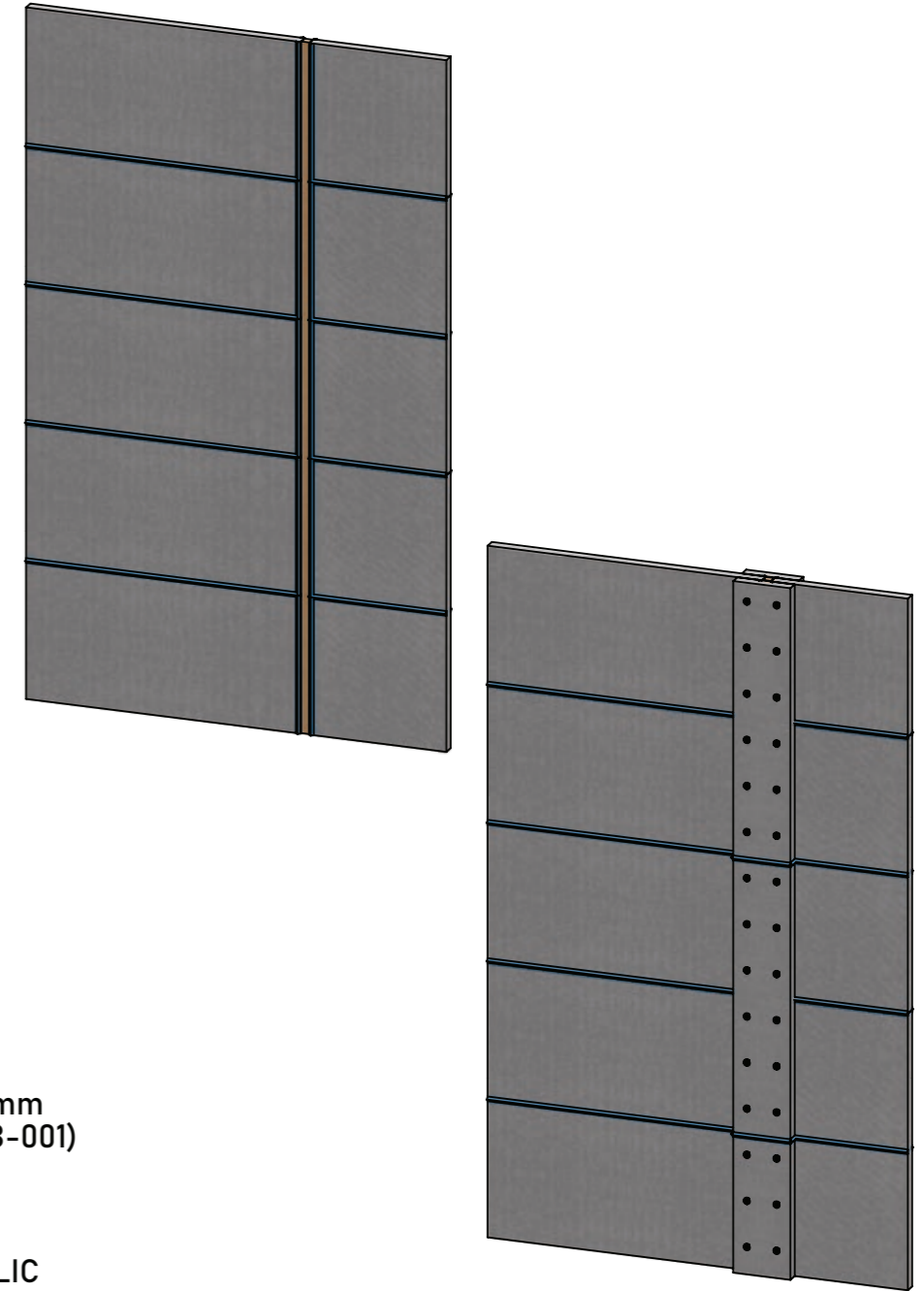
- FIREFLY® 100mm PIGTAIL SCREWS SECURE THE SECOND LAYER OF BATT TO THE FIRST, 50mm FROM THE OPEN EDGE ON BOTH SIDES AND AT 200mm CENTRES
- PATRESS TO STAGGERED BATT JOINTS WHERE POSSIBLE

THIS DETAIL IS SUITABLE FOR TIMBERS BETWEEN 38 AND 50mm  
FOR TIMBER THAT EXTRUDES PASS THE ABLATIVE BATTS SEE (B-001)

- PATRESS JOINTS TO BE PAINTED WITH A 6mm BEAD OF FIREFLY® INTUMESCENT ACRYLIC FLATTENED OVER THE JOINT



ALL DIMENSIONS IN MILLIMETRES (mm) UNLESS STATED OTHERWISE



All rights reserved. No parts of this drawing may be used reproduced, altered, stored in a retrieval system or transmitted in any form or by any means without the prior written permission of tba protective technologies ltd. Whilst every effort has been made to comply with the current statutory regulations, it is the user's responsibility to ensure that the final detailing and installation meets the requirements of relevant regulatory authority (often building control). Please check [www.tbafirefly.com](http://www.tbafirefly.com) to ensure that you are using the correct and current version. Copyright © 2023

### FB180 ABLATIVE BATT - BATT WALL

TBA PROTECTIVE TECHNOLOGIES LTD Unit 3, Transpennine Trading Estate, Gorrells Way Rochdale, OL11 2PX, United Kingdom T: +44 (0)1706 758 817 E: Technical@TBAFIREFLY.COM W: WWW.TBAFIREFLY.COM	DESIGNER: JC	DRAWING NO:
	APPROVED: KG	<b>B - 002</b>
	DATE: 11/03/2024	REVISION: 4
	SCALE: NTS	IN SEQUENCE: 1/1