

This standard detail is intended for general information only and all details should be checked against all relevant supporting test evidence, certification and installation guidelines. In line with the company's policy of continual development, details are subject to change and/ or withdrawal therefore you must ensure this is the latest published detail and instructions.

Additional Instructions

The substrates must have a minimum thickness of 100mm and comprise of concrete or aerated concrete, with a minimum density of 670 kg/m³.

Intufoam is supplied in 1 metre lengths and simply compressed by hand and inserted into the linear gap where they will then expand holding themselves in place. Individual lengths should be installed with a tight butt joint, end to end.

2x pieces of QI Intufoam are compression fitted within the aperture flush with the exposed face and no gap between.

Where necessary to complete the length, Intufoam can be cut with a sharp knife or saw before inserting into the gap.


**** Test Evidence**

This detail will be included in a future QI Intufoam Classification Report. The fire test report detailed is not for general distribution but can be requested by the project's qualified fire consultant/ engineer if they contact the Quelfire Technical Team directly.

Test Condition	Designation
Integrity	E
Insulation	I
Horizontal Supporting Construction	H
Vertical Supporting Construction - Vertical	V
Vertical Supporting Construction - Horizontal	T
No Movement Capability	X
Movement Capability (%)	M00
Joint Width Range (mm)	W w1 to w2
Manufactured Splice	M
Field Splice	F
Manufactured and field Splice	B

Product	Fully Compressed size	Movement range	Fire Rating
QI25/30	10mm	Up to 15mm	E120 – T – X – F – W10 to 25* EI 30 – T – X – F – W10 to 25*
QI50/45	25mm	Up to 25mm	EI 120 – T – X – F – W25 to 50*
QI75/45	45mm	Up to 35mm	EI 90 – T – X – F – W40 to 75*

*Movement of QI Intufoam cannot be designated as a percentage.



Quelfire Products Required	
Product Code	Description
QI25/30	QI Intufoam to suit gaps up to 25mm (30mm wide)
QI50/45	QI Intufoam to suit gaps up to 50mm (45mm wide)
QI75/45	QI Intufoam to suit gaps up to 75mm (45mm wide)

Application	Page No.
100mm or thicker walls	1
150mm or thicker walls	2
150mm or thicker walls	3

BS EN 1366-4: 2006 Section 13.1 Orientation

Specimen D was fire tested as a horizontal linear joint. BS EN 1366-4:2006 Section 13.1 states that specimens tested in orientation A will also cover linear joint application D.

To be read in conjunction with:	WF 511732 Specimens A – F**
Test standard:	BS EN1366-4
Substrate minimum thickness:	100mm
Drawing Scale:	Not to Scale
Issue Number:	1
Date of Issue:	October 2025
Detail Reference:	QI-LJ-T-02a

Important Information:

- The supporting construction must be installed in accordance with the manufacturer's guidelines and must be capable of achieving the required fire rating of the firestop.
- All services should be adequately supported on both sides of the firestop to ensure that no load is transferred onto the firestop seal.

Scope and Liability:

- Any Information provided by or on behalf of Quelfire Limited is provided for general information only. It is not intended to amount to advice on which you should rely. You must obtain professional or specialist advice before taking, or refraining from, any recommendation or action.
- The summary is not exhaustive and does not consider all issues relevant to the enquiry. It is limited to the information and time available to us. We have not verified any information made available to us by you or any other source, nor have we carried out a physical inspection of any property. We make no representations, warranties or guarantees, whether expressed or implied, that any information is accurate, complete or up to date.
- We do not accept a duty of care to you or any other person in respect of the enquiry, nor do we accept any liability to you or any other person for any loss arising out of or in connection with the enquiry or any reply provided by us. Different limitations and exclusions of liability arising as a result of the supply of any products or services by us to you, and these will be set out in our terms and conditions of supply, a copy of which is available on request.
- Full terms and conditions of sale are available at <https://www.quelfire.co.uk/terms-conditions-of-sale/>

This standard detail is intended for general information only and all details should be checked against all relevant supporting test evidence, certification and installation guidelines. In line with the company's policy of continual development, details are subject to change and/ or withdrawal therefore you must ensure this is the latest published detail and instructions.

Additional Instructions

The substrates must have a minimum thickness of 150mm and comprise of concrete or aerated concrete, with a minimum density of 670 kg/m³.

Intufoam is supplied in 1 metre lengths and simply compressed by hand and inserted into the linear gap where they will then expand holding themselves in place. Individual lengths should be installed with a tight butt joint, end to end. 2x pieces of QI Intufoam are compression fitted within the aperture flush with the exposed face and no gap between.

Where necessary to complete the length, Intufoam can be cut with a sharp knife or saw before inserting into the gap.

**** Test Evidence**

This detail will be included in a future QI Intufoam Classification Report. The fire test report detailed is not for general distribution but can be requested by the project's qualified fire consultant/ engineer if they contact the Quelfire Technical Team directly.

Test Condition	Designation
Integrity	E
Insulation	I
Horizontal Supporting Construction	H
Vertical Supporting Construction - Vertical	V
Vertical Supporting Construction - Horizontal	T
No Movement Capability	X
Movement Capability (%)	M00
Joint Width Range (mm)	W w1 to w2
Manufactured Splice	M
Field Splice	F
Manufactured and field Splice	B

Product	Fully Compressed size	Movement range	Fire Rating
QI25/30	10mm	Up to 18mm	E60 – T – X – F – W10 to 28* EI 15 – T – X – F – W10 to 28*
QI50/30	25mm	Up to 31mm	E 60 – T – X – F – W25 to 56* EI 15 – T – X – F – W25 to 56*
QI50/45	25mm	Up to 31mm	E 90 – T – X – F – W25 to 56* EI 60 – T – X – F – W25 to 56*
QI75/45	45mm	Up to 45mm	E 60 – T – X – F – W40 to 85* EI 30 – T – X – F – W40 to 85*

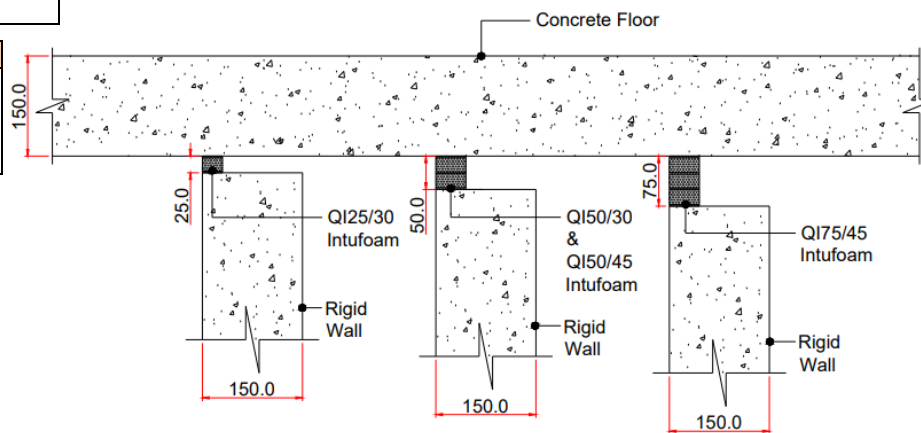
*Movement of QI Intufoam cannot be designated as a percentage.

Quelfire Products Required	
Product Code	Description
QI25/30	QI Intufoam to suit gaps up to 25mm (30mm wide)
QI50/30	QI Intufoam to suit gaps up to 50mm (30mm wide)
QI50/45	QI Intufoam to suit gaps up to 50mm (45mm wide)
QI75/45	QI Intufoam to suit gaps up to 75mm (45mm wide)

Application	Page No.
100mm or thicker walls	1
150mm or thicker walls	2
150mm or thicker walls	3

BS EN 1366-4: 2006 Section 13.1 Orientation

Specimen D was fire tested as a horizontal linear joint. BS EN 1366-4:2006 Section 13.1 states that specimens tested in orientation A will also cover linear joint application D.



To be read in conjunction with:	WF 430854/R Specimens E, F, H & I**
Test standard:	BS EN1366-4
Substrate minimum thickness:	150mm
Drawing Scale:	Not to Scale
Issue Number:	1
Date of Issue:	October 2025
Detail Reference:	QI-LJ-T-02a

Important Information:

- The supporting construction must be installed in accordance with the manufacturer's guidelines and must be capable of achieving the required fire rating of the firestop.
- All services should be adequately supported on both sides of the firestop to ensure that no load is transferred onto the firestop seal.

Scope and Liability:

- Any Information provided by or on behalf of Quelfire Limited is provided for general information only. It is not intended to amount to advice on which you should rely. You must obtain professional or specialist advice before taking, or refraining from, any recommendation or action.
- The summary is not exhaustive and does not consider all issues relevant to the enquiry. It is limited to the information and time available to us. We have not verified any information made available to us by you or any other source, nor have we carried out a physical inspection of any property. We make no representations, warranties or guarantees, whether expressed or implied, that any information is accurate, complete or up to date.
- We do not accept a duty of care to you or any other person in respect of the enquiry, nor do we accept any liability to you or any other person for any loss arising out of or in connection with the enquiry or any reply provided by us. Different limitations and exclusions of liability arising as a result of the supply of any products or services by us to you, and these will be set out in our terms and conditions of supply, a copy of which is available on request.
- Full terms and conditions of sale are available at <https://www.quelfire.co.uk/terms-conditions-of-sale/>

QI-LJ-T-02a

Head of wall linear joint – Concrete to Concrete

This standard detail is intended for general information only and all details should be checked against all relevant supporting test evidence, certification and installation guidelines. In line with the company's policy of continual development, details are subject to change and/ or withdrawal therefore you must ensure this is the latest published detail and instructions.

Additional Instructions

The substrates must have a minimum thickness of 150mm and comprise of concrete or aerated concrete, with a minimum density of 670 kg/m³.

Intufoam is supplied in 1 metre lengths and simply compressed by hand and inserted into the linear gap where they will then expand holding themselves in place. Individual lengths should be installed with a tight butt joint, end to end. 2x pieces of QI Intufoam are compression fitted within the aperture flush with the exposed face and no gap between.

Where necessary to complete the length, Intufoam can be cut with a sharp knife or saw before inserting into the gap.

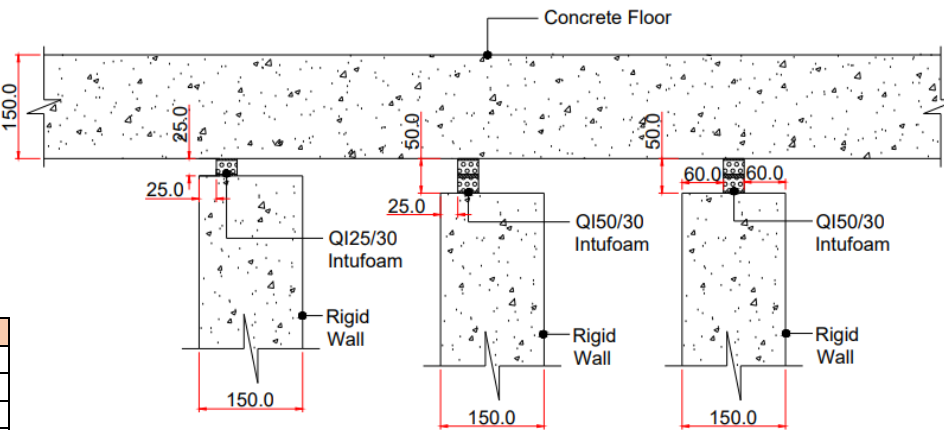
**** Test Evidence**

This detail will be included in a future QI Intufoam Classification Report. The fire test report detailed is not for general distribution but can be requested by the project's qualified fire consultant/ engineer if they contact the Quelfire Technical Team directly.

Test Condition	Designation
Integrity	E
Insulation	I
Horizontal Supporting Construction	H
Vertical Supporting Construction - Vertical	V
Vertical Supporting Construction - Horizontal	T
No Movement Capability	X
Movement Capability (%)	M00
Joint Width Range (mm)	W w1 to w2
Manufactured Splice	M
Field Splice	F
Manufactured and field Splice	B

Product	Fully Compressed size	Movement range	Position from face of the wall	Fire Rating
QI25/30	10mm	Up to 15mm	25mm	EI 120 – T – X – F – W10 to 25*
QI50/30	25mm	Up to 25mm	25mm	EI 60 – T – X – F – W25 to 50*
QI50/30	25mm	Up to 31mm	60mm	E 60 – T – X – F – W25 to 56* EI 45 – T – X – F – W25 to 56*

*Movement of QI Intufoam cannot be designated as a percentage.



Quelfire Products Required	
Product Code	Description
QI25/30	QI Intufoam to suit gaps up to 25mm (30mm wide)
QI50/30	QI Intufoam to suit gaps up to 50mm (30mm wide)

Application	Page No.
100mm or thicker walls	1
150mm or thicker walls	2
150mm or thicker walls	3

BS EN 1366-4: 2006 Section 13.1 Orientation

Specimen D was fire tested as a horizontal linear joint. BS EN 1366-4:2006 Section 13.1 states that specimens tested in orientation A will also cover linear joint application D.

To be read in conjunction with:	WF 430854/R Specimen G** WF 430858 Specimen A & B**
Test standard:	BS EN1366-4
Substrate minimum thickness:	150mm
Drawing Scale:	Not to Scale
Issue Number:	1
Date of Issue:	October 2025
Detail Reference:	QI-LJ-T-02a

Important Information:

- The supporting construction must be installed in accordance with the manufacturer's guidelines and must be capable of achieving the required fire rating of the firestop.
- All services should be adequately supported on both sides of the firestop to ensure that no load is transferred onto the firestop seal.

Scope and Liability:

- Any Information provided by or on behalf of Quelfire Limited is provided for general information only. It is not intended to amount to advice on which you should rely. You must obtain professional or specialist advice before taking, or refraining from, any recommendation or action.
- The summary is not exhaustive and does not consider all issues relevant to the enquiry. It is limited to the information and time available to us. We have not verified any information made available to us by you or any other source, nor have we carried out a physical inspection of any property. We make no representations, warranties or guarantees, whether expressed or implied, that any information is accurate, complete or up to date.
- We do not accept a duty of care to you or any other person in respect of the enquiry, nor do we accept any liability to you or any other person for any loss arising out of or in connection with the enquiry or any reply provided by us. Different limitations and exclusions of liability arising as a result of the supply of any products or services by us to you, and these will be set out in our terms and conditions of supply, a copy of which is available on request.
- Full terms and conditions of sale are available at <https://www.quelfire.co.uk/terms-conditions-of-sale/>