

selo®

Concealed Frame Doorsets
Riser Doors & AOVs

NEW
EXTENDED
RANGE

Configurations to suit
any application

Via®

Access Panels

ARMANI / **Roca**

Discreet design
Effective operation



Fire-rated
up to E120



Acoustic Reduction
up to 41dB



Made
in Britain

[Interactive product guide](#)



An introduction to Via®

Via Access Panels provide discreet yet functional concealment for valves, plumbing, stop-taps, switches and more.

Via® Versatile Access Panel

Creating services cupboards within cavities and recesses; Via access panels offer a versatile, lockable unit that is powder-coated and can be painted to match with the surrounding decor.

Constructed in robust 1.2mm thick Zintec steel, Via access panels can be fitted with a selection of hinge types. The Square Key lock is concealed by a white plastic collar and plug, with the option of touch latch to completely conceal all locks.



Via® Features & Benefits



Robust

Robust Zintec Steel construction for demanding use environments.



Pre-primed

The powder-coated panel enables easy over-painting on site.



Versatile

Wall or ceiling mounted options with multiple face finishes.



Fire rated

Available fire-rated up to E120 to BS and EN standards.

Via[®] Frame Types

Visible Frame

Solid flange sits on surface of the adjoining wall or ceiling.

Concealed Frame

To be tape and jointed or plastered, then painted in to match the surrounding finish.


Via[®] Configurations

Panel size options are available depending on your project requirements. Email our customer service team sales@selo-uk.com to discuss your projects.

System Type	Face Material	Wall Mounted	Ceiling Mounted	Fire Rating	Acoustic Reduction	Single Panel	Double Panel	Concealed Frame	Visible Frame	Lock	CAD Files
Type 01	Metal	✓	✓	-	-	✓	✓	✓	✓	Budget	↓
Type 02	Metal	✓	✓	-	-	✓	✓	✓	✓	3 Way Euro cylinder option	↓
Type 03	Metal	✓	✓	-	-	✓	✓	✓	✓	Touch Catch	↓
Type 04	Metal	✓	✓	E60	-	✓	-	✓	✓	Budget	↓
Type 05	Metal	✓	✓	E60	-	✓	-	✓	✓	Budget (x2)	↓
Type 06	Metal	✓	✓	E120*	-	✓	✓	✓	✓	3 Way	↓
Type 07	Metal	✓	-	E60	Up to 31dB	✓	-	✓	✓	3 Way	↓
Type 08	Metal	✓	✓	E60Sa	Up to 41dB	✓	#	✓	✓	3 Way	↓
Type 10	Plasterboard	✓	✓	-	-	✓	-	✓	-	Budget	↓
Type 11	Plasterboard	✓	✓	-	-	✓	-	✓	-	3 Way	↓
Type 12	Plasterboard	✓	✓	E60	-	✓	-	✓	-	3 Way	↓
Type 14	Tiled	✓	-	-	-	✓	-	✓	-	3 Way	↓
Type 15	Tiled	✓	-	-	-	✓	-	✓	-	Touch Catch	↓

* E120 Fire-rating applies to Wall Mounted only. E60 Fire-rated when Ceiling Mounted.

Wall Mounted only.



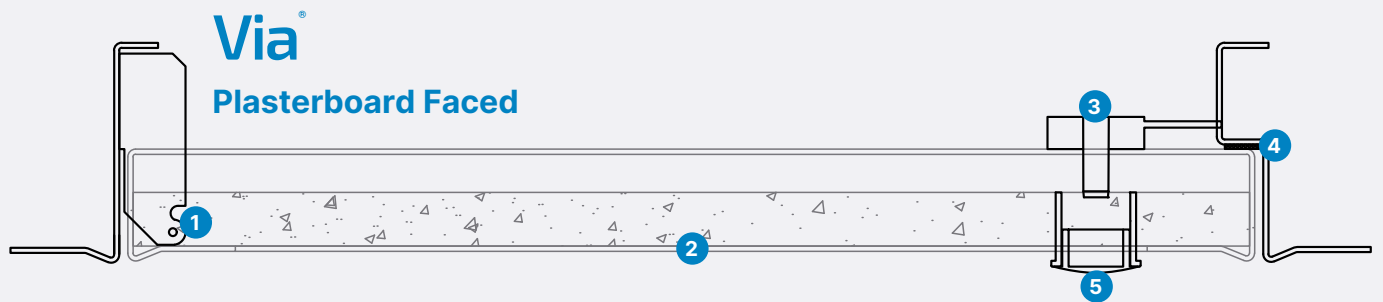
1 Pin Hinge / Piano Hinge

3 Budget, Touch Catch or 3 Way Lock

5 Plastic Bung/Cover

2 Metal Panel

4 Foam Seal or Intumescent Seal




1 Panel Hinge

3 Budget or 3 Way Lock

5 Plastic Bung/Cover

2 Plasterboard


4 Foam Seal or Intumescent Seal



1 Pivot Hinge


2 Tile Backerboard

3 Touch Catch or 3 Way Lock



Via[®] Installation

Via Access panels are quick and easy to install. Scan QR to view Via Access Panel installation instructions.



[Installation Guide](#)

Why Selo?

Detailed project assistance at every stage

We are the only manufacturer to offer Halo Assist - Support that surrounds every project. Three clear stages with a proven process at every stage. Expertise that ensures everything works out as intended.



1. Concept

We assess concept designs and provide detailed advice to ensure that design aspirations can be achieved both aesthetically and construction-wise ensuring that all compliance requirements are fulfilled.

2. Specification

We provide in-depth support during project specification, securing the necessary compliance certification and confirming the cost schedule. When required, we visit sites to ensure that all detail is accounted for.

3. Execution

On receipt of a confirmed order, we assign a dedicated Project Manager to oversee successful production, delivery and installation. We'll visit your site to go through the schedule, provide an install demo, and conduct a compliance review.

Read more about Halo Assist
selo.global/project-assistance/



Get in touch

Our specification team are here to help!

Providing in-depth support in clarifying the project specification, securing all necessary compliance certification and if required, conducting site visits.



Charlie Purdom
Associate Director



Struan Ellett
Project Consultant



Nathan Palmer
Lead Project Consultant



Creating beautiful, contemporary interiors

call 020 3880 0339

email sales@selo-uk.com



Scan QR to visit our website
selo.global

For technical queries, please email technical@selo-uk.com

EXCLUSIVE PRODUCT INNOVATIONS:

Riser Doorsets

Quadra+ Ligna Una Rida


High performance doorsets to conceal unsightly riser doors in corridors and access areas.



Concealed Frame Doors

Arriva Innova

Frameless doorsets for high-end residential; designed to enhance contemporary interiors.



Nulfire™

Fire-compliant door sets within wall-lining systems

Enabling Quadra+ Riser Door system to be installed in projection to rigid supporting construction.



Automatic Opening Vents

Fuma+

The first fully concealed, internal AOV which matches minimalist aesthetics and functionality.



Temporary Fire Doors

Tempus


Designed to withstand the rigours of a construction site whilst maintaining fire compliance.



Sliding Pocket Doors

Enigma

Utilise every square inch of your room with the No.1 Pocket Door with limitless design options.



call 020 3880 0339
email sales@selo-uk.com
www.selo.global

Selo
K2 Kents Hill Business Park Timbold Drive
Milton Keynes MK7 6BZ



Follow us on:

